




The Beveridge Hall is the perfect space for conferences, gala dinners and award ceremonies.

Duration	Cost
1.5h	• v
2h	• v
3h	• v


Seating	Capacity
Round	
Rectangular	
U-shaped	
Other	







Macmillan Hall is one of our largest floor spaces.

Duration	Cost
	

Crush Hall is the foyer at Senate House. It inspires visitors entering the venue, with its warm marble backdrop and elegant art deco styling.

This is a complimentary space, used in conjunction with either Beveridge Hall or Macmillan Hall. It is not for sole hire.



Chancellor's Hall is an impressive venue for a conference or party, in the heart of London.

Duration	Cost
1.5h	• • v
2h	• • v
3h	• • v

Seating	Capacity
100	
150	
200	
250	
300	





The Senate Room is elegant and spacious with wood panelling and three levels of tiered seating.

Duration	Cost
15 / 30 / 45	• • V
15 / 30	• • V
15 / 30 / 45 / 60	• • V
Seating	Capacity
15 / 30 / 45	






Duration	Cost
----------	------

B  
R  
O  
O  
K  
S  
A  
V  
E

Woburn Square is the smallest of Bloomsbury's green spaces and is available for sectional hire, with a standing capacity of 1,000.






F

GARDEN

IDEA



The Sunken Gardens is one of Bloomsbury's best kept secrets. The space is gated, which gives exclusive access and makes it easy to hold ticketed event there. The venue has a standing capacity of 2,000.



Gordon Square is the perfect location for filming and outdoor photoshoots, The square is a tranquil grassy hideaway in the heart of Bloomsbury, with a standing capacity of 1,250.

